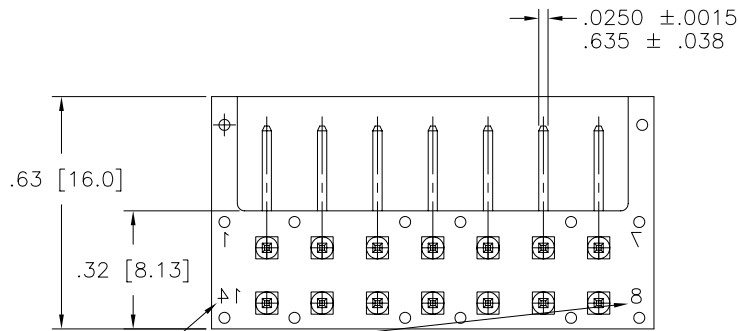
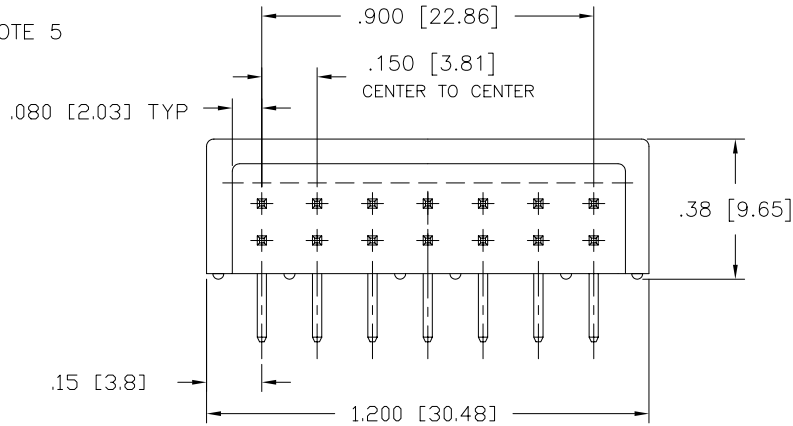
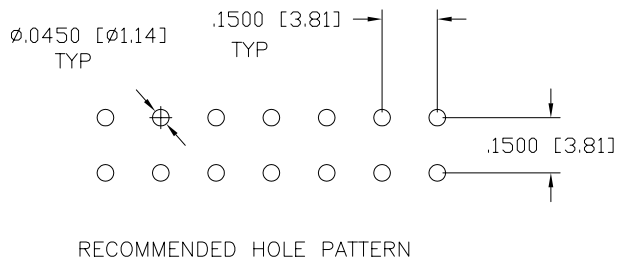


PRODUCT NO.  
65695-001

NOTE 5

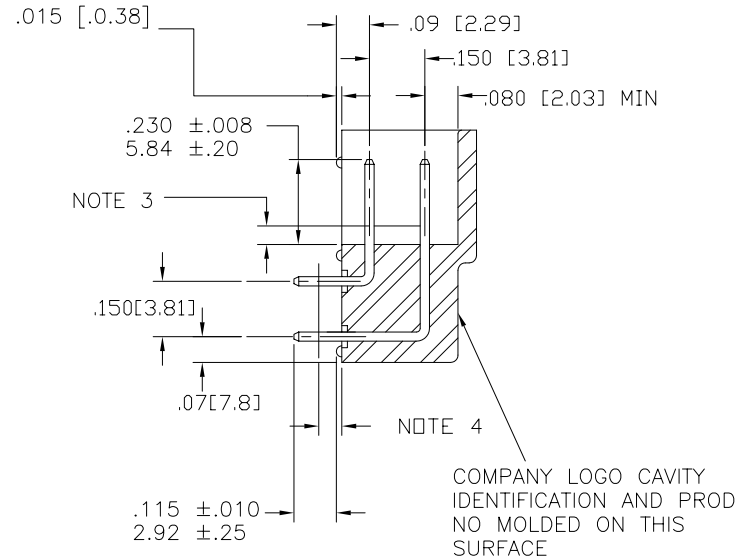


.06/1.5 HIGH CHARACTERS LOCATED ON FAR SIDE (4X)



NOTES:

1. MOLDING MAT'L:  
GLASS FILLED POLYESTER FLAME  
RETARDANT PER UL-94-V-0  
COLOR - BLACK
2. TERMINAL MATERIAL:  
.025 [0.64] SQUARE 3/4 HARD  
PHOSPHOR BRONZE  
PLATING:  
.000150/.00038 THICK Sn  
OPTIONAL PLATING ON SWAGEL TIPS.
3. .05 MAX FLASH PERMISSIBLE AROUND  
TERMINAL
4. .03/.76 MAX FLASH PERMISSIBLE AROUND  
TERMINAL
- ⑤ ADD "LF" SUFFIX AT THE END OF PART NUMBER FOR  
LEAD FREE OPTION.
- ⑥ IF "LF" P/N THIS PRODUCT MEETS EUROPEAN UNION DIRECTIVES AND OTHER  
COUNTRY REGULATION AS DESCRIBED IN GS-22-008.
7. HOUSING WILL WITHSTAND EXPOSURE TO 260°C PEAK TEMPERATURE THE  
FOR 15 SECONDS IN A WAVE SOLDER APPLICATION WITH A 1.5mm  
MINIMUM THICK CIRCUIT BOARD. SEE APPLICATION NOTES/PROCEDURES  
IF THEY ARE AVAILABLE.
8. THIS PRODUCT HAS 100% TIN PLATING IN THE INTERFACE AND HAS  
NOT BEEN TESTED FOR WISKER GROWTH IN ALL INTERCONNECT ENVIROMENTS.



mat'l. code		surface		tolerance		projection		product family	
NOTE 2		ISO 1302 ✓		ISO 406 ISO 1101		INCH/MM		HEADER	
ltr	ecn	no	dr	date	tolerances unless otherwise specified				
C	v03	0413	GJP	4/15/03	angles	.XX±.01/.3		title	
D	M05	0167	ERE	7/23/05	linear	.XXX±.005/.13		2x7 RIGHT ANGLE HEADER	
E	M07	0116	AGS	2/19/07	0°±2'	.XXXX±.0020/.051		scale 1:1	
		dr		S. ROYER	2/14/97		dwg no		
		enrg		L. FYE	2/14/97		sheet 1 of 1		
		chr		L. FYE	2/14/97		size		
		appd		L. FYE	2/14/97		A3		
sheet		revision		C		FCI		type Product Customer Drawing	
index		sheet		1					



FCIconnect.com

Copyright FCI